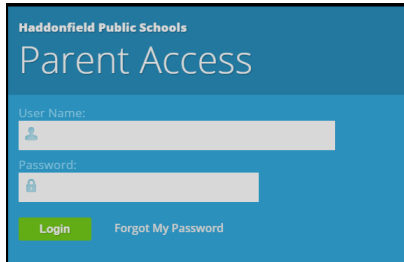


How to Accessing IEPs, 504 Plans and Progress Reports Through Genesis

1. Log into the Genesis Parent Access: <https://parents.haddonfield.k12.nj.us/genesis/parents?gohome=true>



2. Select your student from the drop-down, located near the top-right of the screen:

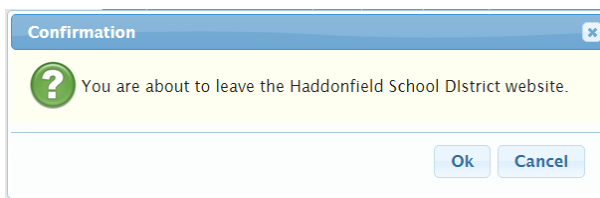


3. Once your student is selected, you will see the “button/link” under attendance that reads “Click here to view IEP documents”:


THIS WEEK	M	T	W	R	F
ATTENDANCE	X	-	-	-	-
ASSIGNMENTS	0	3	0	0	0

[Click here to view IEP documents.](#)

4. You will then see the following prompt—click OK:




5. You will then be taken to the Parent Portal in our IEP System, which will allow you to click on the available documents for viewing.




PARENT PORTAL

Haddonfield Public Schools

Edward's Documents

 Individual Education Program (IEP) ▾

Published Date	School Year
March 14, 2016	2016 - 2017
February 29, 2016	2015 - 2016

 IEP Progress Report ▾

Marking Period	School Year	Published Date
June	2015 - 2016	June 20, 2016

Please note that there currently is an issue on the Genesis program side with accessing the Parent Portal in IOS devices (iPads, iPhones, etc.). If you experience any technical difficulty, please contact Dr. Priolo at gpriolo@haddonfield.k12.nj.us.